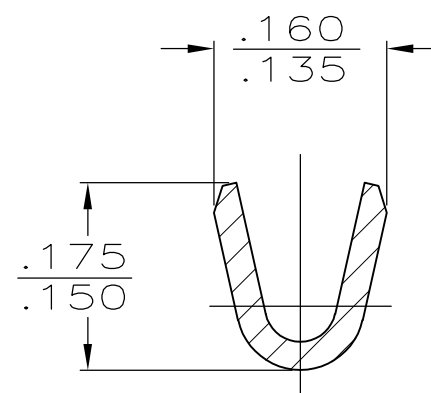
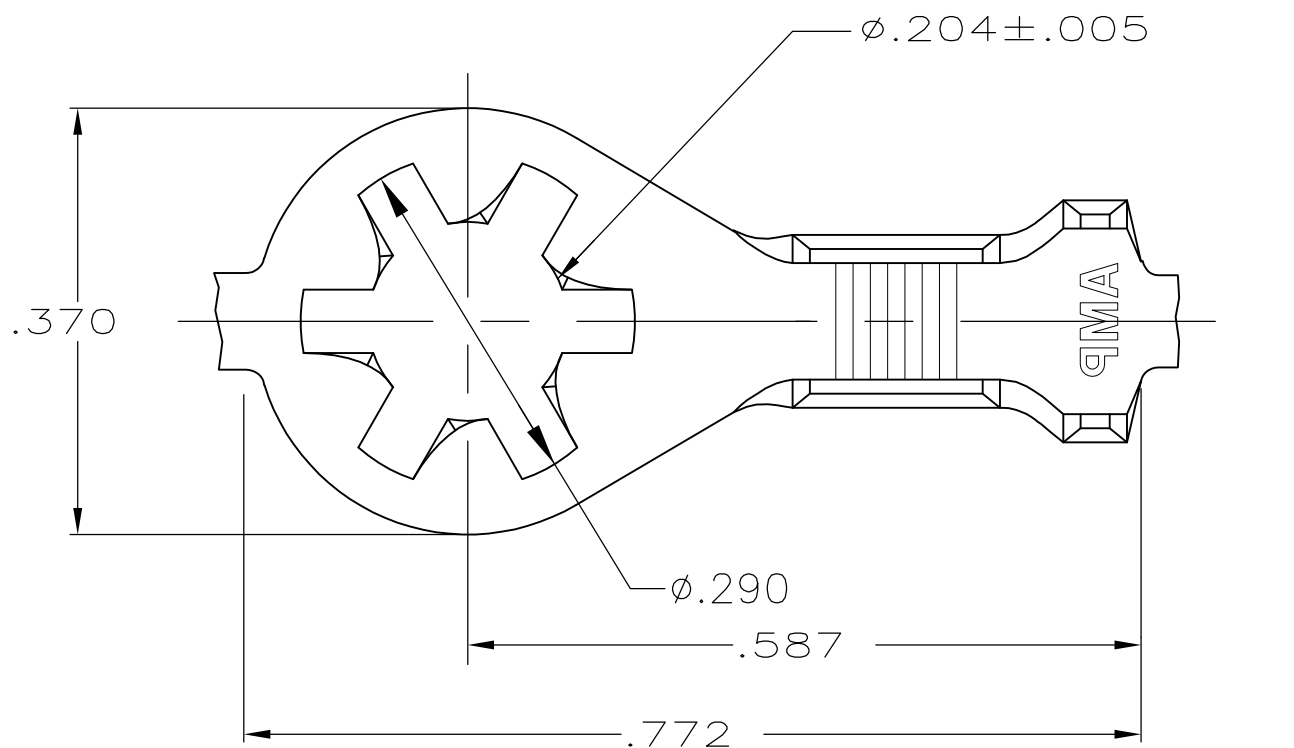


THIS DRAWING IS UNPUBLISHED. RELEASED FOR PUBLICATION

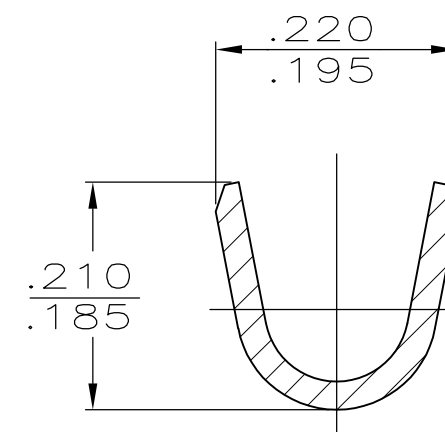
© COPYRIGHT BY TYCO ELECTRONICS CORPORATION. ALL RIGHTS RESERVED.

| | | | | | | | |
|-----|------|-----------|-----|---------------------------|---------|-----|------|
| LOC | DIST | REVISIONS | | | | | |
| AF | 50 | P | LTR | DESCRIPTION | DATE | DWN | APVD |
| | | | D1 | REVISED PER ECR-08-007950 | 10APR08 | HMR | DD |

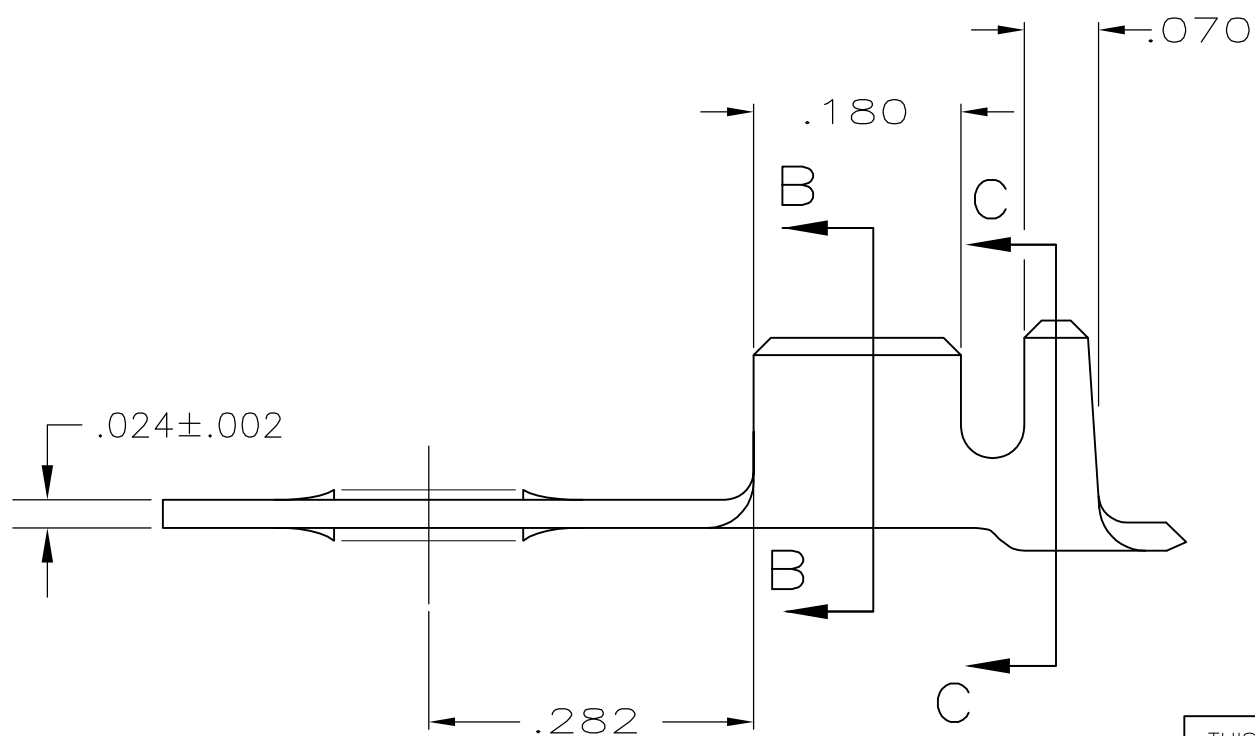
1 CONTINUOUS STRIP, ON REELS



SECTION B-B



SECTION C-C



| | | |
|------------------|------------|-------------|
| .105 - .145 | 18 - 14 | 640051-1 |
| INSULATION RANGE | WIRE RANGE | Part Number |

| | | | | | |
|--|--------|------------------|---------|------------------------------|-------|
| THIS DRAWING IS A CONTROLLED DOCUMENT. | | DWN | 10APR08 | Tyco Electronics Corporation | |
| | | RAGHAVENDRA | | Harrisburg, PA 17105-3608 | |
| DIMENSIONS: INCHES | | CHK | 10APR08 | NAME | |
| TOLERANCES UNLESS OTHERWISE SPECIFIED: | | D.F. DECKER | | RING | |
| 0 PLC ± - | | APVD | 10APR08 | SIZE | |
| 1 PLC ± - | | D.F. DECKER | | CAGE CODE | |
| 2 PLC ± - | | PRODUCT SPEC | | DRAWING NO | |
| 3 PLC ± .015 | | APPLICATION SPEC | | RESTRICTED TO | |
| 4 PLC ± - | | WEIGHT | - | A3 00779 C-640052 | |
| ANGLES ± - | | CUSTOMER DRAWING | | SCALE | 6:1 |
| MATERIAL | FINISH | STAINLESS STEEL | | NONE | SHEET |
| | | | | 1 OF 1 | REV |
| | | | | D1 | |